

- » A **4% increase in traffic handled** by the Marsa Maroc Group during the first quarter of 2026, reaching 16.3 million tons, mainly driven by the growth in domestic container traffic as well as by the increase in solid and liquid bulk traffic.
- » A strong **12.1% increase in consolidated revenue**, reaching **MAD 1,435 million** as of March 31<sup>st</sup>, 2026, reflecting the sustained growth of the Group's port and logistics activities

### • TRAFFIC VOLUME



**16.3** MILLION TONS  
TOTAL TRAFIC  
**+4 %**



**3** MILLION TONS  
LIQUID BULK TRAFFIC (+13 %)



**709,125** TEUs<sup>(\*)</sup>  
TOTAL CONTAINERS TRAFFIC (-1 %)

- TRANSHIPMENT TRAFFIC: 389,814 TEUs (-8 %)
- DOMESTIC TRAFFIC: 319,311 TEUs (+8 %)



**36.9** THOUSAND UNITS  
NEW VEHICLES TRAFFIC (+11 %)



**8.4** MILLION TONS  
SOLID BULK AND GENERAL CARGO (+6 %)



**7.4** THOUSAND UNITS  
IRT TRAFFIC (+17 %)

\*TWENTY-FOOT EQUIVALENT UNIT

Traffic handled by the Group during the first quarter of 2026 increased by 4%, reaching 16.3 million tons.

The components of container traffic recorded differentiated trends, resulting from:

- an 8% increase in domestic traffic, reaching 319,311 TEUs, driven by the positive trend in foreign trade;
- an 8% decrease in transshipment traffic, reaching 389,814 TEUs, reflecting lower activity in this segment at the port of Casablanca, following the prioritization of domestic flows in this port.

Bulk and general cargo traffic recorded growth, driven by the increase in liquid bulk traffic (+13%) as well as by the growth in solid bulk (+6%), notably supported by imports of cereals and animal feed.

Ro-Ro and new vehicles traffic continued their positive trend, recording increases of 17% and 11% respectively during the first quarter.

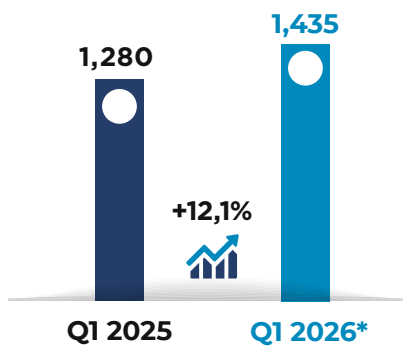
### • Scope OF CONSOLIDATION

There were no changes in the Marsa Maroc Group's scope of consolidation during the first quarter of 2026.

### • FINANCIAL INDICATORS\*

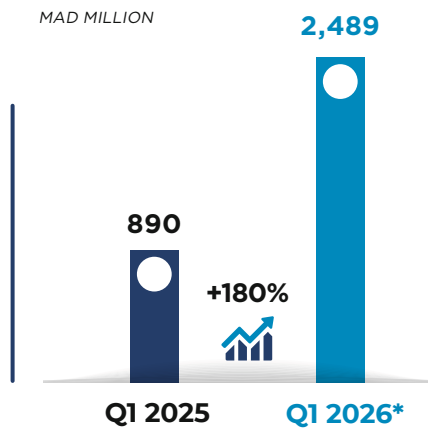
#### CONSOLIDATED REVENUE

MAD MILLION



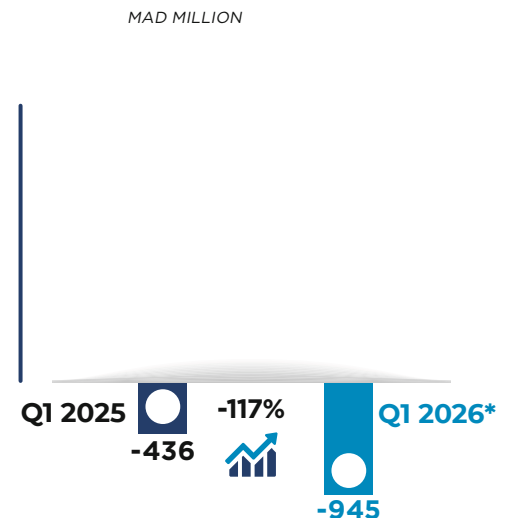
#### CONSOLIDATED CAPEX

MAD MILLION



#### CONSOLIDATED NET DEBT

MAD MILLION



Consolidated revenue increased by 12.1%, driven by higher volumes handled as well as improved revenue generated from logistics services.

During the first quarter of 2026, the Group committed investments amounting to MAD 2,489 million, mainly dedicated to the development of infrastructure and the acquisition of equipment for the new terminals at the port of Nador West Med.

The Group's financial structure remains solid, with a negative net debt of MAD 945 million as of March 31<sup>st</sup>, 2026, comprising MAD 2,554 million in cash and cash equivalents and MAD 1,609 million in financing debt, confirming the Group's strong capacity to finance its development program while maintaining sound financial balances.

(\*) FIGURES 2026 UNAUDITED AT DATE OF PUBLICATION