

★ ACTIVITY

The overall traffic handled by Marsa Maroc and its subsidiaries as at March 31st, 2022, amounted to 11.9 MT, up 8% compared to the same period of 2021.

This level of activity results from the evolution of the following main elements:

- Container traffic reached a volume of 472 thousand TEUs, up 11% compared to the first quarter of 2021. Transshipment traffic amounted to 235 472 thousand TEUs, up 57% compared to March 31st, 2021, while domestic traffic reached 237 472 thousand TEUs, marking a decrease of -14% due to the decline in national import-export traffic ;
- Bulk and general cargo traffic increased by 6% to 6.9 MT. Liquid bulk traffic increased by 9%, mainly thanks to the increase in fuel imports to cope with the LNG supply shutdown. Solid bulk was also up by 3%, driven mainly by the increase in coal and petroleum coke traffic.

The consolidated revenue stood at MAD 962 million as at March 31st, 2022, up 18% compared to the revenue registered at the end of March 2021.

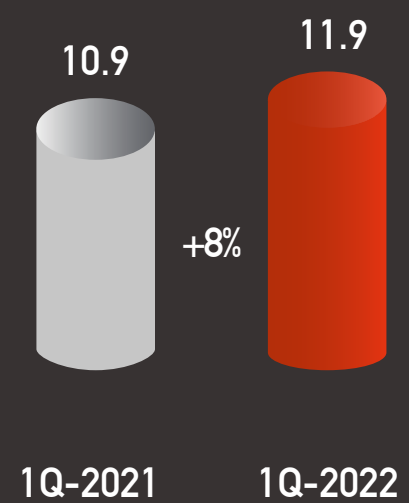
★ INVESTMENT

The investments made by the Group at the end of March 2022 amounted to MAD 15 million compared with MAD 60 million for the same period in 2021.

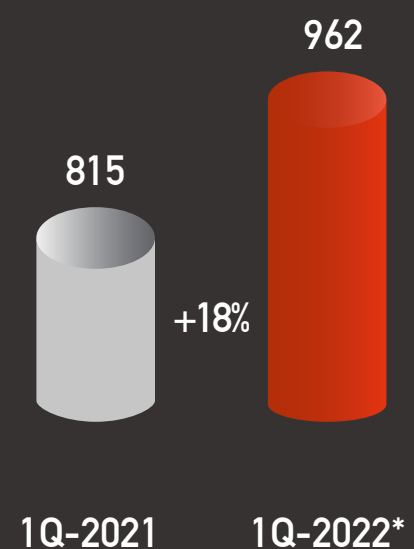
★ DEBT

The Group's net debt at the end of March 2022 amounted to MAD 729 million, down 51% compared to the first quarter of 2021. This level results from the increase in cash, which amounted to MAD 1,912 million, combined with the decrease in financial debts to MAD 2,642 million, following the payment of maturities of the various loans contracted by the Group.

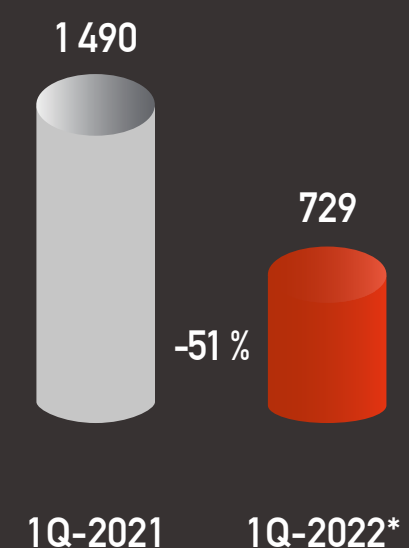
CONSOLIDATED TRAFFIC (MILLION OF TONS)



CONSOLIDATED REVENUE (MAD MILLION)



CONSOLIDATED NET DEBT (MAD MILLION)



(*) : FIGURES NOT AUDITED AT THE DATE OF PUBLICATION.